


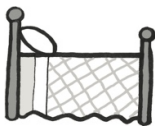





















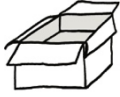

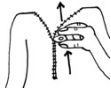
# The Parent Post

Dear Parents, Family, and Caregivers,

Your child is becoming a reader! Your little learner is learning the simple sounds that letters make so they can “sound out” words (also known as **decoding**). It can be hard to support without knowing what happens in class, so here is a quick sheet for the BASIC letter sounds. By knowing the basic letter sounds, you can help your little learner practice sounds of letters or sound out words if they get stuck.

**“What does this letter say? What is the sound this letter makes?”**

*(each box gives a good example word where the sound at the beginning is correct)*

 <b>a</b> apple	 <b>b</b> bed	 <b>c</b> cow	 <b>d</b> dog	 <b>e</b> echo	 <b>f</b> fire	 <b>g</b> game
 <b>h</b> hat	 <b>i</b> igloo	 <b>j</b> jam	 <b>k</b> koala	 <b>l</b> leaf	 <b>m</b> moon	 <b>n</b> net
 <b>o</b> octopus	 <b>p</b> pig	 <b>q(u)</b> quilt*	 <b>r</b> rain	 <b>s</b> seal	 <b>t</b> tiger	 <b>u</b> umbrella
 <b>v</b> van	 <b>w</b> window	 <b>x</b> box*	 <b>y</b> yawn	 <b>z</b> zip		

\*Tricky sounds/letters

**X** is only found at the END of words when it says the correct sound. It says 2 sounds “**ks.**”

**Q** is always with “u” in English words. It says 2 sounds “**kw.**”

## Basic Letter Sounds

### Vowel Sounds

The vowels are **a e i o u**. Children learn the SHORT vowel sound first. The long vowel sound is when the vowel says its own name.

When little learners are learning the short vowel sounds, we mention long vowels, but we need to be careful not to confuse them during practice by using long vowel sound words as examples. Here are examples of words with short vowel sounds first and long vowel sounds first so you can see the difference:

	a	e	i	o	u
<u>short</u> vowel sound	<b>a</b> pple, <b>a</b> stronaut, <b>a</b> lligator	<b>e</b> cho, <b>e</b> xit, <b>e</b> nter, <b>e</b> ngine	<b>i</b> gloo, <b>i</b> n, <b>i</b> nsects	<b>o</b> ctopus, <b>o</b> ffice, <b>o</b> n, <b>o</b> strich	<b>u</b> mbrella, <b>u</b> p, <b>u</b> nder
<u>long</u> vowel sound	<b>a</b> corn, <b>a</b> pron, <b>a</b> ngel	<b>e</b> agle, <b>e</b> at, <b>e</b> qual	<b>i</b> ce cream, <b>i</b> ron, <b>i</b> dea	<b>o</b> pen, <b>o</b> cean, <b>o</b> val	<b>u</b> nicorn, <b>u</b> se, <b>u</b> niform

Quick ways to help your little learner practice letter sounds:

<p><b>What starts with _____?</b></p> <p>Pick a letter, say the basic sound, and see if you can take turns coming up with a word that starts with that <u>sound</u>.</p>	<p><b>Can you hear _____?</b></p> <p>Say a <u>sound</u>. Tell your little learner that you are going to say word, and if they hear that <u>sound</u> at the beginning of a word, they put their hands on their head (or clap, or say a funny word, or stomp their feet, etc.).</p> <p><i>This can also be done with sounds at the end of words.</i></p>
<p><b>Sign Sounds</b></p> <p>Ask your little learner to find letters on street signs. Once they identify a letter, ask them what <u>sound</u> the letter makes.</p>	<p><b>What sound do you hear?</b></p> <p>Say a word. Ask your little learner what <u>sound</u> they hear at the beginning of the word. They need to just tell you the <u>sound</u>, not the name of the letter (that is a bonus if they can tell you the letter name).</p> <p><i>This can also be done with sounds at the end of words.</i></p>
<p><b>Letter Hopping</b></p> <p>Write lowercase letters:</p> <ul style="list-style-type: none"> <li>-on the sidewalk or in a hopscotch</li> <li>-on paper plates spread out on the floor</li> <li>-on foam mat tiles</li> </ul> <p>Your little learner can hop and say the <u>sound</u> <b>OR</b> you can say a sound and they hop onto the matching letter.</p>	